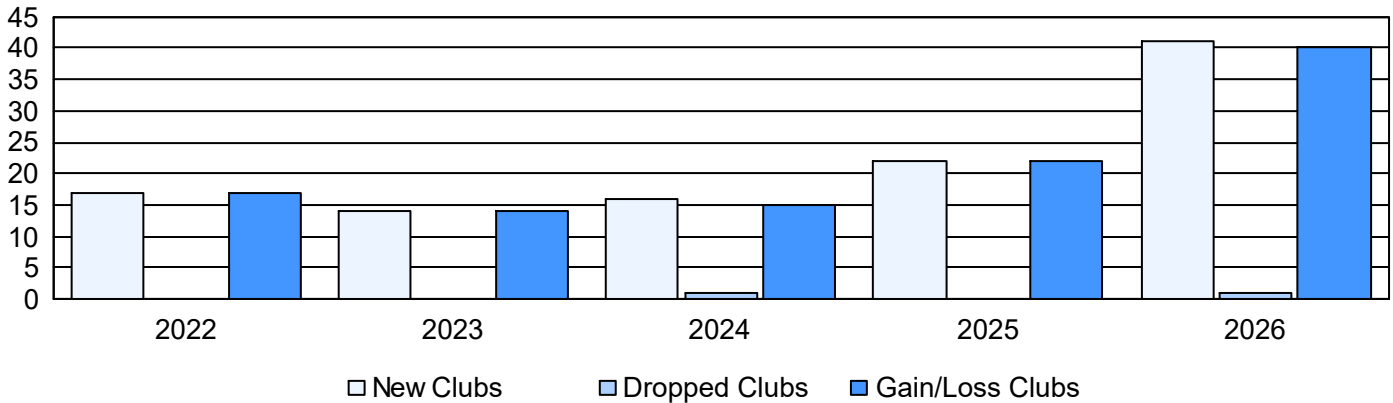
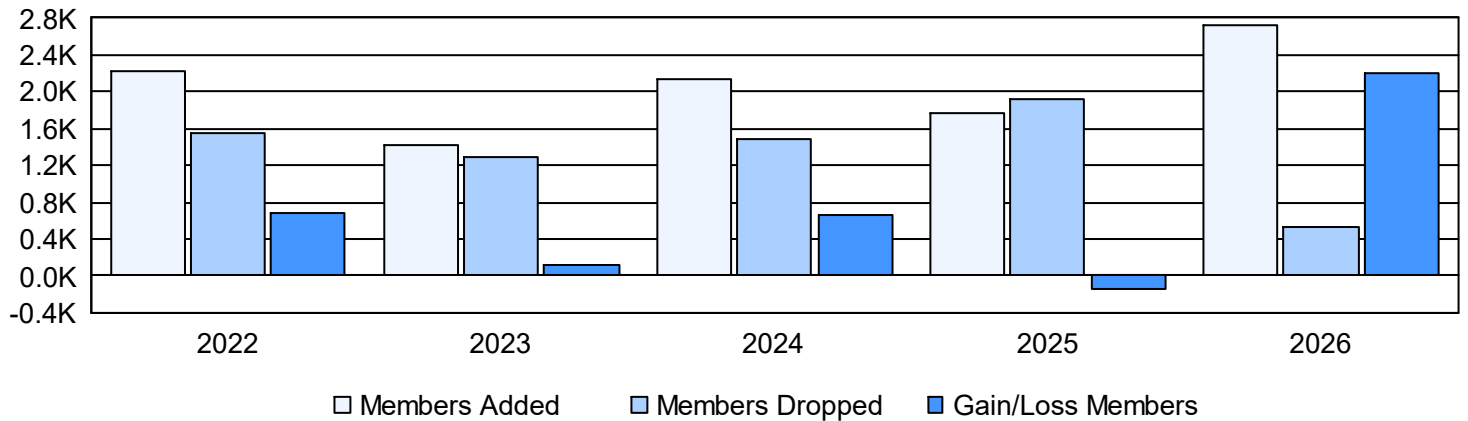


Year	New Clubs	Dropped Clubs	Gain/ Loss Clubs	New Members	Charter Members	Reinstate Members	Transfer Members	Total Member Added	Total Members Dropped	Gain/ Loss Members
2021-2022	17	0	17	1,577	544	67	45	2,233	1,541	692
2022-2023	14	0	14	939	382	74	22	1,417	1,292	125
2023-2024	16	1	15	1,484	548	50	58	2,140	1,488	652
2024-2025	22	0	22	1,046	531	135	65	1,777	1,913	-136
2025-2026	41	1	40	1,377	1,262	73	16	2,728	532	2,196
Average	22	0	22	1,285	653	80	41	2,059	1,353	706

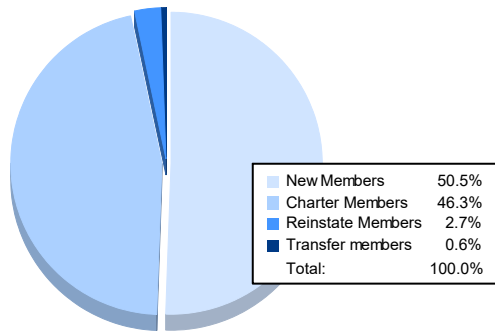
Clubs



Members



Membership Composition March 2026 Cumulative



Gender Composition March 2026 Cumulative

